



Fitting Instructions

VWR Performance Air Filter 2.0 TFSI

www.volkswagenracing.co.uk



VWR Performance Air Filter TFSI

Installation Guide

Thank you for choosing the VWR Panel Air Filter for your TFSI - developed exclusively by Volkswagen Racing. This air filter will increase air flow and provide a better filtration to the air entering the engine providing you with a more enjoyable motoring experience.

We have included instructions on fitting and maintenance over the next few pages. Please take time to read through, and ensure that your fitting agent reads these. We would suggest that you keep these notes with your car for future maintenance/owners.

Tooling required:

- ▶ 1 x Hose clip pliers
- ▶ Flat Blade Screwdriver
- ▶ Phillips screwdriver or Torx drive



www.volkswagenracing.co.uk

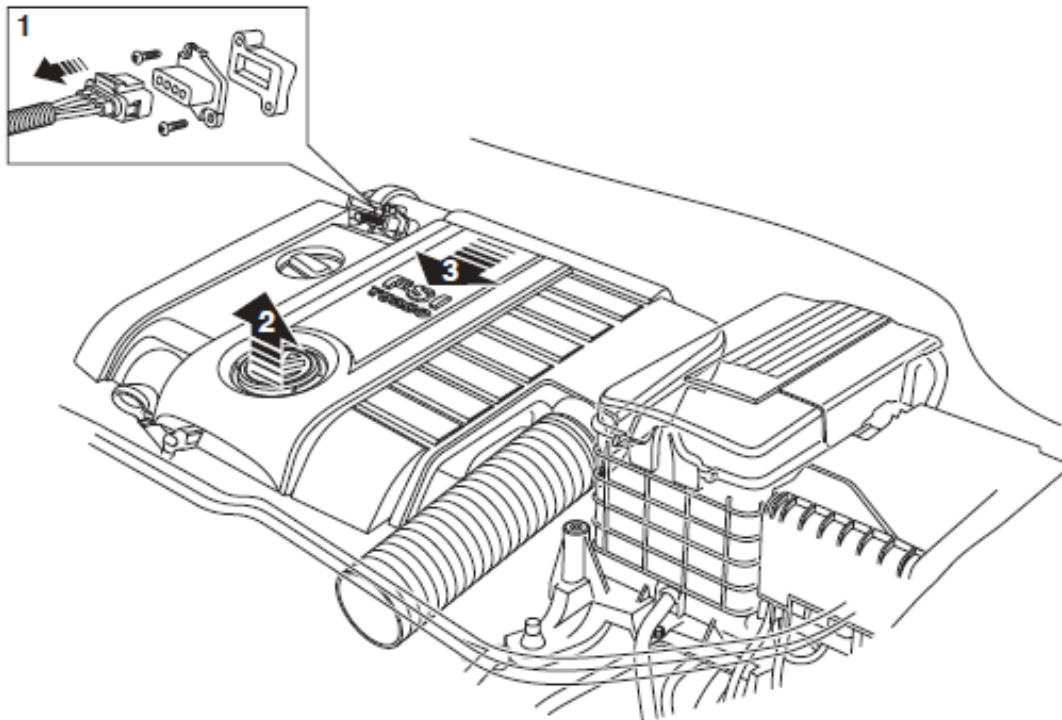
Overview

As a general rule, when fitting the VWR Panel Air Filter, the following guidelines should be adhered to:

- ▶ Air filter kits are of great importance to providing the engine with the cleanest and correct volume of air. They should therefore be fitted with the utmost care and attention.
- ▶ It is recommended that they are fitted by persons possessing the necessary expertise i.e. a trained vehicle technician.
- ▶ These instructions are for guideline purposes only and do not take into account any special features that may apply.
- ▶ Regional and model variances do occur across the vehicles that this part is intended for, which may lead to some minor differences between descriptions and pictures shown in this document. If in doubt please contact your distributor or Volkswagen Racing UK.
- ▶ Where left and right are referred to in these instructions, they mean when viewed looking into the engine bay from the front of the car.

Removal of the Airbox

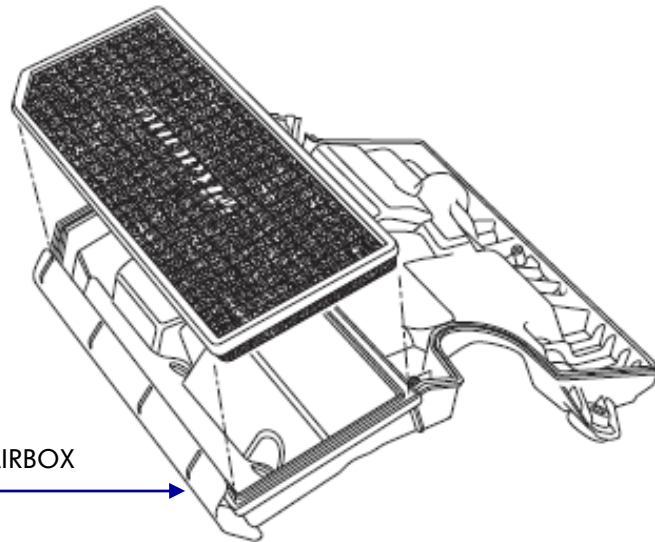
- ▶ The first step in fitting your kit is to remove the standard airbox, which can be removed as a complete assembly.
- ▶ Start by removing the clip from the back of the intake pipe that runs from the front grille into the intake cover.
- ▶ Next, **only if** you have a KO4 'big turbo' car (such as Golf or Scirocco R, GTI Edition 30/35, Audi S3 or Seat Leon Cupra R), you need to unclip the rubber diverter valve return pipe (which runs along the left hand side of the engine cover). Unclip the pipe from the two plastic clips on the left hand side of the engine cover. There is no need to disconnect the pipe at it's ends - just to unclip it.



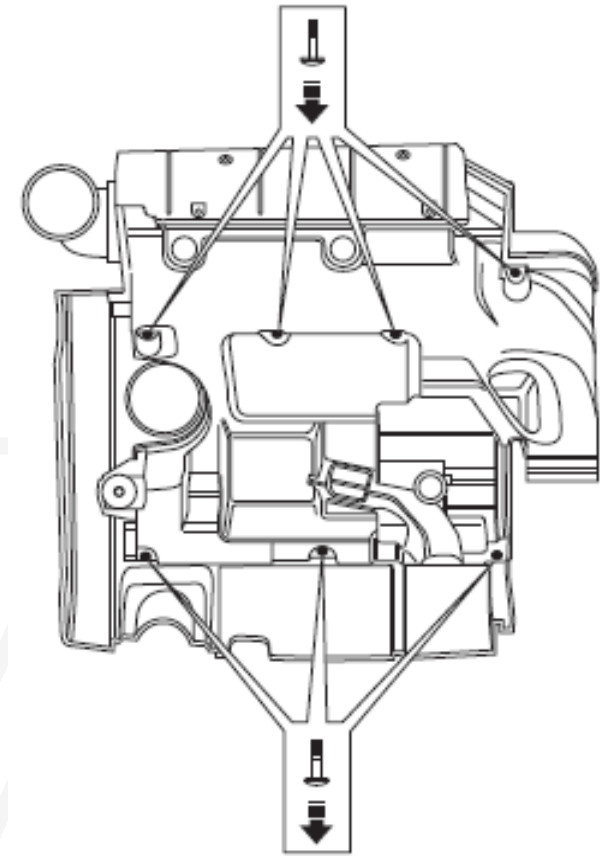
- ▶ Next, unclip the 2 metal clips from the moulded turbo pipe from the airbox outlet at the left rear and pull the pipe out.
- ▶ With this done, unclip the MAF sensor plug on the wiring loom and pull away from the MAF sensor (figure 1.).
- ▶ Once you are sure that everything is disconnected you are ready to wrestle the airbox off the engine. Depending on who has previously serviced your car (whether or not they have greased the mounting rubbers), this will either lift off with a gentle tug or it will fight you every step of the way. The airbox needs to be lifted upwards at the front (arrow 2.). Once loosened, pull forward and up (figure 3.) to release.
- ▶ If it is proving to be difficult, try lifting and freeing one corner at a time – the box is held in place with four rubber bushes pushed over steel studs.

Removal and Refitting of the Panel Filter from the Airbox

- ▶ With the engine cover removed, looking at the underside (diagram right), locate the screws attaching upper section to base section, and remove.
- ▶ Separate both parts to reveal original air filter element. This should be removed and the area surrounding it cleaned of any debris.
- ▶ Replace original air filter element with VWR Panel Air Filter ensuring correct orientation.
- ▶ Reattach upper section of engine cover and re-seat. Make sure that the two parts are correctly connected and that no air leaks are present.
- ▶ Re-assemble in reverse.



FITTING OF PANEL FILTER INTO AIRBOX



UNDERSIDE OF STANDARD AIRBOX
SHOWING SCREW LOCATIONS

TERMS AND CONDITIONS OF SALE

The VWR RacingLine range of parts are not endorsed for modification of vehicles for use in public highways where warranty or government regulations may be violated. As an express condition of sale of any RacingLine performance part, the buyer acknowledges and agrees to use the performance parts for the modification of vehicles in a manner consistent with any and all local, federal or national regulations and laws, including sanctioned OFF-ROAD competitive events. Emission related aftermarket parts that modify the emission control system may not be legal for sale or use on pollution controlled vehicles. Parts sold by RacingLine are legal only for racing vehicles which may never be used upon a public highway. Performance parts and equipment are sold AS IS without any warranty whatsoever, unless indicated otherwise. There is no warranty implied or stated due to the intended use and purpose of performance parts. While every effort is made to provide technical information and assistance, we have no control over owner installation, modification, and unusual stress that performance parts are subject to. The buyer assumes all responsibility for determining the suitability of the product. The entire risk as to quality and performance parts is assumed by the buyer. In the event such parts proves defective following their purchase and installation, the buyer, not RacingLine, the manufacturer, the distributor, or retailer, assumes the entire cost of any necessary servicing, repair, or replacement. RacingLine will not be responsible for any direct or indirect, actual or incidental expenses attributable to the use of any performance parts, or to delay and inconvenience caused by the necessity of repairing or replacing performance parts.

CONDITIONS OF SALE

Buyers of parts from RacingLine or any authorized distributor are warned that they are sold for off road use only and special warranty provisions apply. Performance parts may exceed the design limits of the vehicle and its subsystems. Suitability and implementation of parts is at the sole discretion of the purchaser. Customer agrees to operate the vehicle under the conditions set forth in this agreement and agrees to hold RacingLine, its employees, agents, and distributors, harmless by reason of any claim, damages, accident, or injuries resulting from the installation of the parts or the use of the vehicle with the installed parts.

OFF-ROAD OR RACING USE

Because Country, state or provincial laws and regulations may prohibit removal or modification of components that were installed on vehicles by their manufacturer to meet motor vehicle safety regulations applicable to vehicles manufactured for use on public roads, RacingLine recommends that vehicles which may fall under these regulations and are equipped with parts designated "for off-road use" not be operated on the public roads, and offers such parts only for track or off-road competitive or performance use only. Performance parts are intended to be used only under controlled conditions, with proper safety equipment and driver's training.

WARRANTY

It is important that you read, understand and comply with the conditions set forth below. RacingLine products have been designed and are intended for off-road applications only. Installation of these products may void the warranty coverage, if any, on your vehicle. Manufacturer vehicle and parts warranties may be voided if the vehicle or part is used for competition or if they fail as a result of modification. RacingLine shall not be responsible should the manufacturer void its warranty by reason of installation of the part or any other modifications occasioned by the installation of said part. However, certain rights are guaranteed a new car owner regarding the manufacturer's warranty. Understanding this, you hereby release and discharge RacingLine, its employees, agents, distributors, and all other persons and associations connected therewith from any and all claims arising out of, or relating to, the parts purchased. You have read and understood the conditions of sale set forth above. You understand that any performance products purchased from RacingLine, and installed implies acceptance of this disclaimer. Any claims on items sold by, but not manufactured by RacingLine should be made with the respective manufacturer.

RacingLine parts are sold with a warranty against defects in materials or workmanship. Abuse or use for purposes other than designed will void the warranty. Implied warranties, including warranties of merchantability or fitness for a particular purpose, are excluded.

RETURNS AND SHIPPING

No cancellation, refunds, exchange, or credit on used parts, modified parts, painted parts, special order parts or custom order parts. No refund, exchange, or credit after seven days. Returns of merchandise, for any reason, are subject to a 20% handling fee.

All shipping charges are not refundable and must be prepaid. All returned items must be in as-new, resellable condition. Any item that has been installed on a vehicle will not be accepted for return under any condition. Please note that certain items such as special order items are non-returnable or refundable. All merchandise is in good condition when leaves our shipping department. If a part is lost (box broken, opened, etc) or damage via transit, you should immediately notify RacingLine).

www.volkswagenracing.co.uk



We hope that your VWR RacingLine Upgrade gives you many years of enjoyable performance motoring.

www.volkswagenracing.co.uk

